

IF YOU KNOW THE MEANING OF THESE SIGNS,  
YOU WILL SAVE YOURSELF ALL THE TIME

ADVICES FOR ADULTS AND CHILDREN



SIRUSH OGANISYAN



CRISIS MANAGEMENT STATE ACADEMY  
RA MINISTRY ON EXTREME SITUATIONS

IF YOU KNOW THE MEANING OF THESE SIGNS,  
YOU WILL SAVE YOURSELF ALL THE TIME  
ADVICES FOR ADULTS AND CHILDREN

Advisors: Teresa Dilbaryan, Heghine Khachatryan

Editors: Hamlet Matevosyan Ara Barsegjan



Author S. Oganisyan

If you know the meaning of these signs,  
you will save yourself all the time

K

Advices for adults and children / S. Oganisyan

- Erevan: UN Children's Fund

2013 y. – 20pages.

**Book for parents and pupils from elementary school.**

This book is oriented for parents and pupils from elementary school.

The book gathered a series of signs that children should be able to recognize at an early age due to their parents. These signs should be used to beware, forbid, suggest, and indicate, as well as to help them to withstand various hazards.

The book is approved by the RA education  
and science ministry.

ISBN

© UN Children's Fund (UNICEF), 2013 r.

## CONTENT


FORBIDDEN SIGNS	6
FIRE SAFETY SIGNS	10
FIRE SAFETY SIGNS	12
SIGNS OF EMERGENCY EVACUATION	15
IF THERE IS NO SIGNS	19



On this amazing planet  
With their colors and paints,  
Different peoples live.  
There is a message for us,  
Everyone has its own language,  
But I am going to reveal one secret for you.  
There is one international language,

You know, it has no words,  
You can see a huge number of signs:  
these signs can:  
Warn, and prohibit something to you,  
and even they can suggest,  
show and help you,  
To save our lives from disaster,

## PROHIBITING SIGNS



This sign is very easy to recognize  
Red circle and red line – is the ban.



«NO entrance»

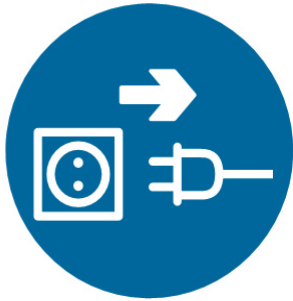
«No entrance».  
If you want or not,  
But to that side  
You should not go.  
Even if you can nor read,  
You will understand it by this draft.

If you have a flashlight,  
Do not hesitate to use it,  
Keep your matches far away  
If you accidentally light it  
The fire will turns all around.



«Prohibited to use an open flame  
and smoking»





Before extinguishing a fire,  
Turn off the electricity.

*«Turn off the electricity»*

Elevator is vital,  
But to us it does not always fit




*Elevator is vital,  
But to us it does not always fit  
«Elevator is not for the passengers»*



We know that fact  
That water and fire are not good friends.  
But this is not always the case.

*«Prohibited to extinguish the fire with water»*



Free the exit ways,  
Do not throw things.  
You should always remember on  
leaving the exit free.  
As safety is very important!

*«Prohibited to close the entrance »*

## WARNING SIGNS



Sign this yellow and triangular,  
Voiceless advisor for you.  
To the real danger you should not spit,  
You should be careful and attentive.



*«Explosively»*

There will be a blast  
And everything will be smashed to the ground,  
If you will not watch out for the fire,  
And will not recognize this sign.

This sign tells us about  
The possible danger  
Here with fire, friends,  
You should never play.



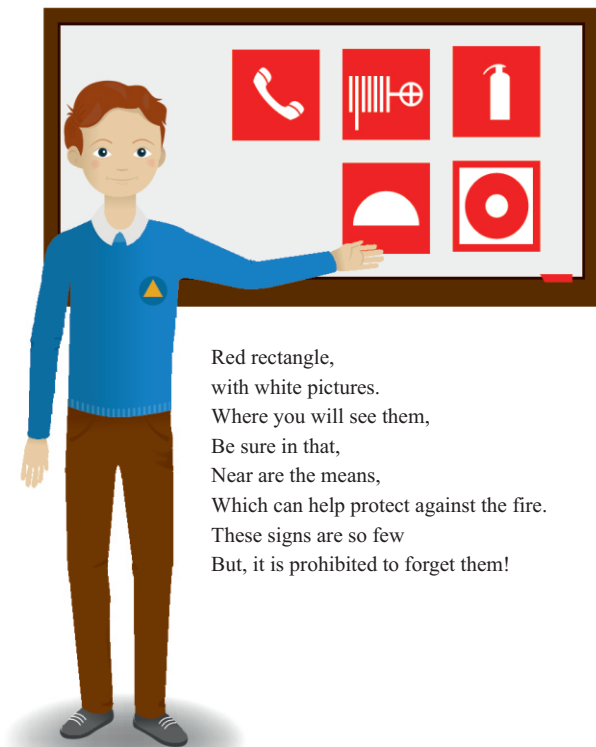
*«Be careful, possible danger!»*



*«The possibility of fire»*

And this sign tells,  
That the fire favors to us  
The fire from this place  
You should take immediately.

## FIRE SAFETY SIGNS



Red rectangle,  
with white pictures.  
Where you will see them,  
Be sure in that,  
Near are the means,  
Which can help protect against the fire.  
These signs are so few  
But, it is prohibited to forget them!



In case of the fire this telephone  
Plays the huge role,  
This sign will suggest you,  
Where you can find it.

### IN CASE OF EMERGENCY CALL:

9 1 1 – GENERAL PHONE NUMBER

1 0 1 – FIRE- ENGINE SERVICE

1 0 2 – POLICE

1 0 3 – AMBULANCE

1 0 4 – GAS SUPPLY SERVICE

To extinguish the fire  
Fireplug will be convenient.  
If you recognize this sign,  
You will conquer fire.




«Fireplug»



Take it very quickly  
And extinguish the fire


It is very important, to remember  
for all of you  
Sign, showing us to that,  
Where such things store  
To extinguish the fire.



Press this button  
Hear the alarm signal!

« Call button Automatically –fire  
system (signal)»

## SIGNS OF EMERGENCY EVACUATION




Green, rectangular, with white pictures.  
Rescue –is the road from the danger zone.



Direction to emergency  
evacuation  
exit (left up)



Direction evacuation to  
emergency exits  
(right down)



This sign will show you,  
How to open the door  
"From myself" or "On myself"  
Do not waste your time.



If the fog is everywhere,  
You should find this sign.  
Be confident that this sign,  
Will show you the rescue way.



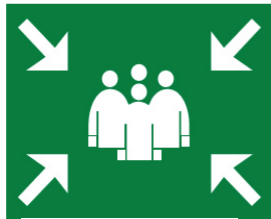
If you meet this sign,  
You should be always careful,  
If the way is not yours,  
Help to that person, who needs your help  
To pass it





If you move around in a wheelchair,  
Note the sign from afar.  
Road for you, so be calm.

It can happen so, that suddenly  
The fire will close the main way,  
In this case, there is  
«An emergency exit»



*«Assembly point»*

If you see this sign,  
You should always remember,  
In case of the fire or something another,  
You shod come to the point  
«Assembly point»

## IF THERE IS NO SIGNS



In case of no sign,  
There is one advice for you,  
Please be always careful!

FOR NOTICES

FOR NOTICES

CRISIS MANAGEMENT STATE ACADEMY  
RA MINISTRY ON EXTREME SITUATIONS

**IF YOU KNOW THE MEANING OF THESE SIGNS,  
YOU WILL SAVE YOURSELF ALL THE TIME  
ADVICES FOR ADULTS AND CHILDREN**

S. Oganisyan  
Advisors: T. Dilbaryan, He. Khachatryan  
Editors: Hamlet Matevosyan Ara Barsegjan  
Decorator: Vahagn Sargsyan

**IF YOU KNOW THESE SIGNS,  
YOU WILL ALWAYS SAVE YOURSELF!  
ADVICE FOR ADULTS AND AND CHILDREN**

SIRUSH HOVHANNISYAN  
ADVISORS: T. DILBARYAN, H. KHACHATRYAN  
EDITORS: HAMLET MATEVOSYAN, ARA BARSEGHYAN  
DESIGNER: VAHAGN SARGSYAN



This publication has been produced within the framework of "Support Disaster Risk Reduction amongst Vulnerable Communities and Institutions in Southern Caucasus" project, funded by the European Union and implemented by the United Nations Children's Fund (UNICEF). The contents of this publication are the sole responsibility of the authors and can in no way be taken to reflect the views of the European Union and UNICEF.